SEZIONE A–A (Solaio S1) (Scala 1:50)

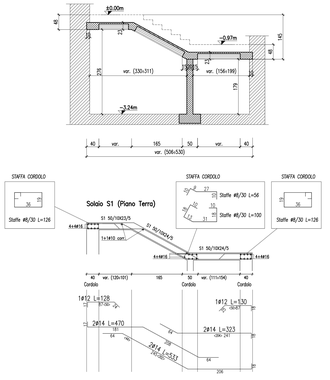

ARMATURA MURO A–A (Scala 1:25)

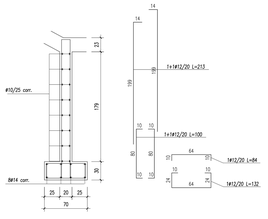

NB: VERIFICARE TUTTE LE DIMENSIONI IN CANTIERE

SEZIONE C–C (Solaio S2) (Scala 1:50)

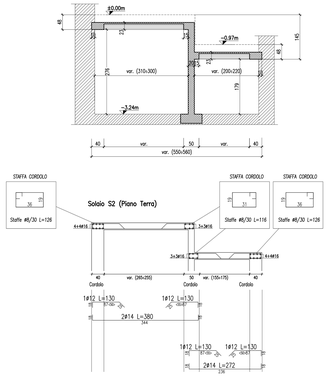

ARMATURA MURO C–C (Scala 1:25)

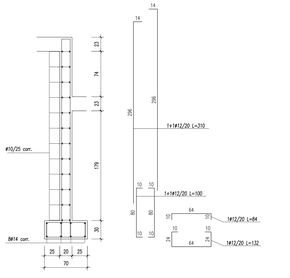

SEZIONE D–D (Solaio S3) (Scala 1:50)

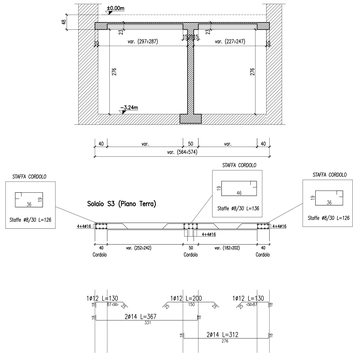

ARMATURA MURO D–D (Scala 1:25)

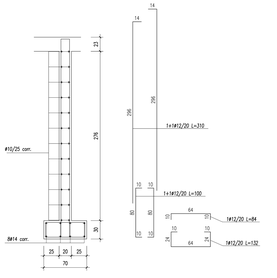

SEZIONE B–B (Fossa ascensore) (Scala 1:50)

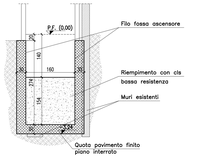

ARMATURA FOSSA ASCENSORE (Scala 1:25)

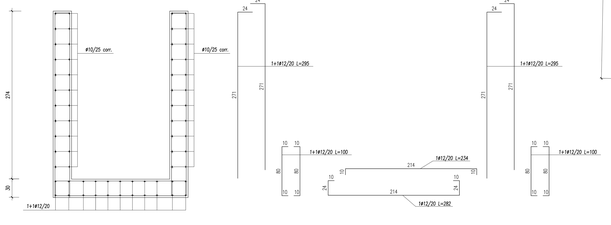

PIANTA FONDAZIONI ALTE (Scala 1:50)

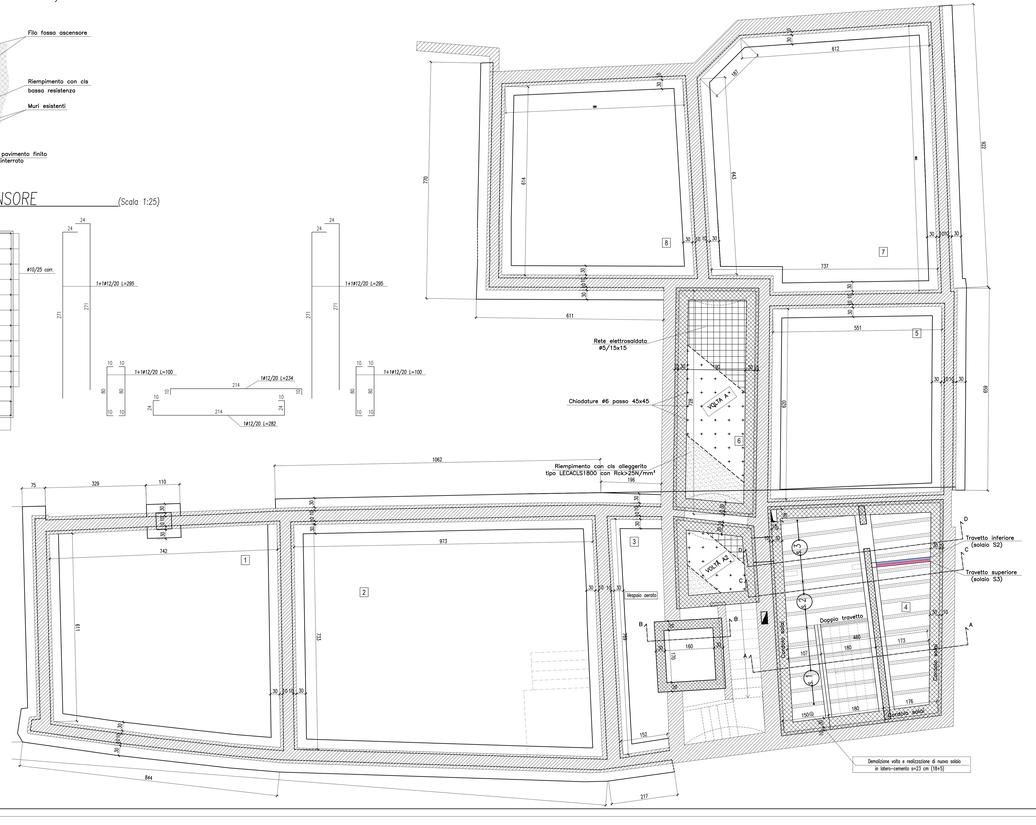

SCHEMA INTERVENTO VOLTE A–A2 (Fuori scala)

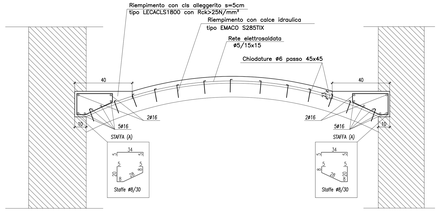

NB: VERIFICARE TUTTE LE DIMENSIONI IN CANTIERE

SEZIONE CORDOLI LATO MURO (Scala 1:10)

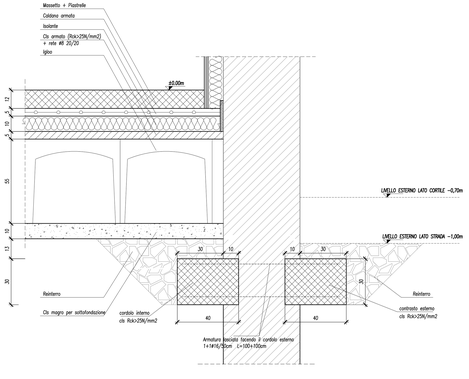

ARMATURA CORDOLI FONDAZIONE (Scala 1:10)

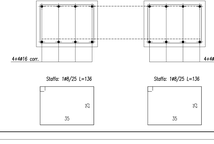

PROGETTO DEI CARICHI	
Permanenti = 150 daN/m² Accidentali = 150 daN/m²	TETTO
Permanenti = 350 daN/m² Accidentali = 500 daN/m²	VOLTA A / VOLTA A2
Permanenti = 250 daN/m² Accidentali = 500 daN/m²	LATERO-CEMENTO

Ing. Giorgio Gianarro
Studio Ingegneria
C.so G. Ferraris, 2
10121 TORINO
Tel. 011/8173949
E-mail: gianarrogiorgio@tin.it

COMMITTENTE: **COMUNE DI VOLPIANO**

INDIRIZZO COMMITTENTE: P.zza Vittorio Em II, 12 - 10088 Volpiano (TO)

UBICAZIONE INTERVENTO: Via Roma ang. Via Botta - Volpiano (TO)

PROGETTO: **PROGETTO DI RISTRUTTURAZIONE IMMOBILE EX EDIFICIO SCOLASTICO IN VIA CARLO BOTTA**

FASE: **PROGETTO ESECUTIVO**

OGGETTO: **OPERE STRUTTURALI: Intervento solaio piano terra: armature cordoli perimetrali e fossa ascensore**

TAVOLA:	REV.:	CODICE:	SCALE:
S-01	0	09028	1:50 - 1:25 - 1:10

FILE: .dwg

REV.	DATA	DESCRIZIONE	DISEGNATO	CONTROLLATO
4	08/05/2023	VI edizione	G.Gallo	Giorgio Gianarro
3	09/05/2023	V edizione	G.Gallo	Giorgio Gianarro
2	15/04/2023	IV edizione	G.Gallo	Giorgio Gianarro
1	02/12/2022	III edizione	G.Gallo	Giorgio Gianarro
0	18/09/2017	II edizione	S.Nebiolo	Giorgio Gianarro

Finanziato dall'Unione europea NextGenerationEU

La presente edizione annulla e sostituisce ogni revisione precedente dello stesso elaborato